

HYBRID CONNECTORS

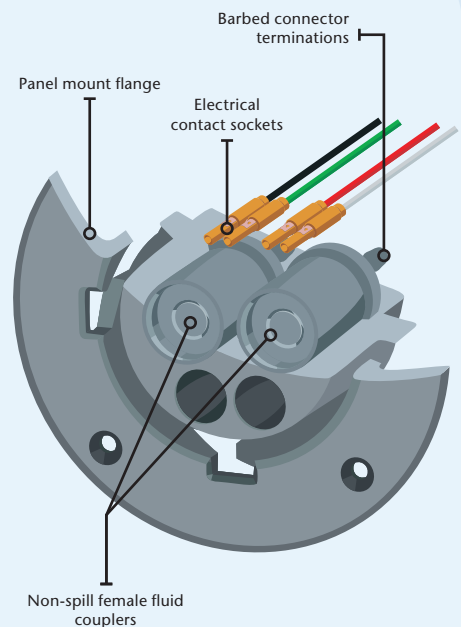
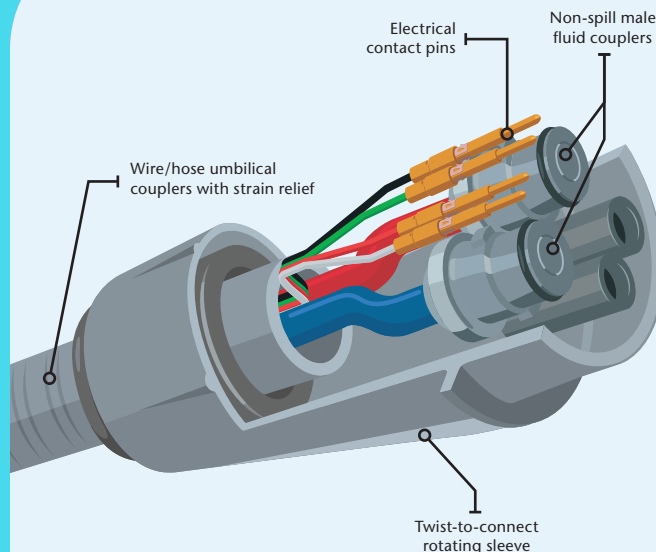


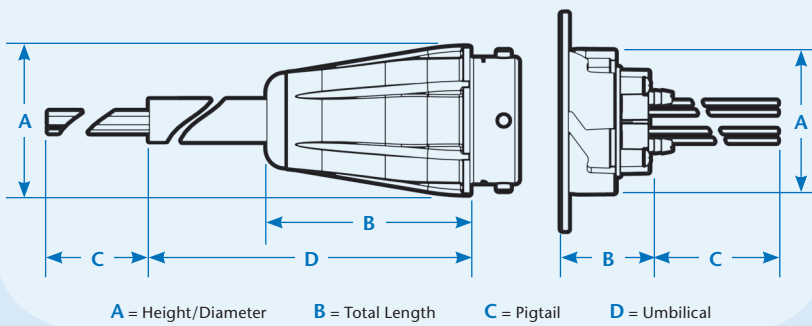
Hybrid Connectors integrate air lines, electrical connections and fluid lines into a single, compact connection point for remote tools on medical devices and equipment. Eliminating the potential for misconnecting tubing and wires, Colder's Hybrid Connector platform options reduce multiple connections and allow clinicians or patients to quickly and easily change or replace modular tools, umbilicals or hand pieces.

Large Format Hybrid Connector – Now available with four times the flow capacity, this connector features multiple dry-break couplings and easy-to-use twist latch for secure, repeatable connection of multiple lines.

Features	Benefits
Single connection point for pneumatic, fluid, data and power connections between a device and its tool/hand piece	Increases safety and makes systems more user friendly
Non-spill shutoff valves with dry-break technology	Eliminate fluid drips upon disconnect and minimize air inclusion
Turnkey solution	Reduces multiple components
Off-the-shelf assembly	Minimizes engineering design and manufacturing effort
Custom options available	Flexibility to add additional fluid connector or electrical contacts

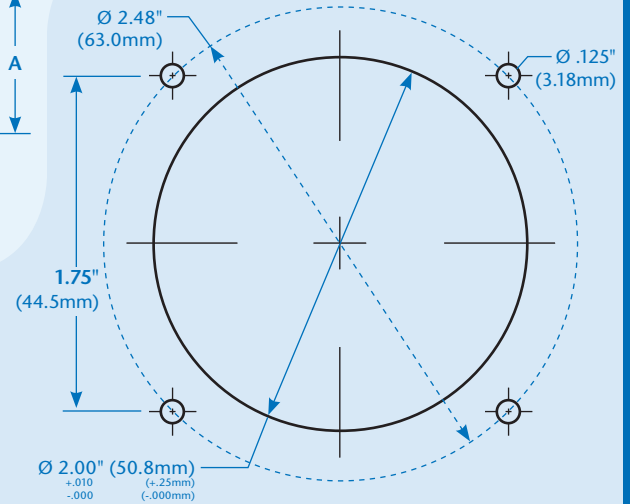
Visit us at www.colder.com
 or call 800-444-2474
 to get a free catalog or to find
 your local distributor.





A = Height/Diameter B = Total Length C = Pigtail D = Umbilical

Product Dimensions



Connector Specifications

Pressure: Vacuum to 45 psi, 3.1 bar

Temperature:
32°F to 120°F (0°C to 49°C)

Materials:

Non-wetted coupler components:
Glass-filled polypropylene and acetal

Wetted coupler components:
Glass-filled polypropylene

Springs: Stainless steel

Electrical contacts: Gold-plated copper alloy

O-rings: EPDM

Fluid tubing: Polyurethane (PU)

Umbilical tubing: PVC

Color: Gray

Terminations:

Panel: Two 1/8" (3.2mm) hose barb on panel and four 20 ga wires with 12" (304.3mm) pigtail

Umbilical Hose: 8' (2.44M) umbilical with two 1/8" (3.2mm) ID PU tubing and four 20ga wires with 3" (76.2mm) pigtail

Number of fluid lines: 2

Electrical Specifications

Voltage: Up to 24VDC

Current: Up to 3 Amps

Wire gauge: 20AWG

Number of contacts: 4

Coupling Hose

POLYPROPYLENE

CONFIGURATION	FLOW PATHS	PART NO.	A	B	C	D
HOSE	1/8" ID (3.2mm)	HQC17002	2.00	2.80	3.00	8.00



Coupling Panel

CONFIGURATION	FLOW PATHS	PART NO.	A	B	C
PANEL MOUNT	1/8" ID (3.2mm)	HQC42001	1.96	1.12	12.00



Visit us at www.colder.com/hybridmovie or scan the QR code with your smart phone to navigate directly to a web page where you can view the Hybrid Technology.



Colder Products Company
1001 Westgate Drive
St. Paul, Minnesota 55114
U.S.A.

Phone: +1 651-645-0091
Fax: +1 651-645-5404
Toll Free: 800-444-2474
info@colder.com
www.colder.com

Colder Products Company GmbH
Schmalweg 50
D-55252 Mainz-Kastel
Germany

Phone: +49-6134-2878-0
Fax: +49-6134-287828
cpcgmbh@colder.com
www.colder.com

Colder Products Company Limited
Flat B, 29/F, West Gate Tower,
7 Wing Hong Street, Cheung Sha Wan,
Hong Kong

Phone: +852-2987-5272
Fax: +852-2987-2509

asiapacific@colder.com
www.colder.com

WARRANTY: All sales are subject to Colder Products Company's limited express warranty set forth in the Colder catalog. Contact your local distributor or Colder Customer Service for warranty provisions.
Warning: Due to the wide variety of possible fluid media and operating conditions, unintended consequences may result from the use of this product, all of which are beyond the control of Colder. It is the user's responsibility to carefully determine and test for compatibility for use with their application. All such risks shall be assumed by the buyer.