

Test Menu

Cardiac Markers



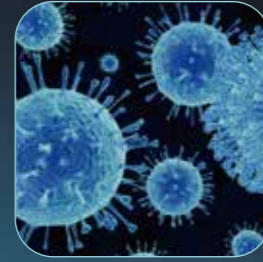
cTnI, NT-proBNP
 cTnI, Myo, CK-MB
 D-Dimer
 D-Dimer, hs-CRP
 H-FABP
 Lp-PLA2
 cTnI
 NT-proBNP
 hs-cTnI*
 cTnI, NT-proBNP, D-Dimer*
 cTnI, NT-proBNP, D-Dimer, CK-MB, Myo*

Tumor Markers



CYFRA21-1, NSE, CEA, SCC, proGRP*
 PG I , PG II , CEA, CA19-9*
 PSA, f-PSA*
 CA153, CEA*
 AFP, CEA, CA19-9*
 HE4, SCC, CA125*
 AFP, CEA*
 AFP, CEA, CA12-5, HE4, CYFRA21-1, NSE, β -hCG, SCCA, CA72-4, ProGRP, PG I , PG II *
 AFP, CEA, CYFRA21-1, NSE, CA19-9, t-PSA, f-PSA, proGRP, PG I , PG II , FER*

Inflammatory



D-Dimer, hs-CRP
 PCT
 PCT CRP, SAA IL-6

* Coming soon



Specification

Throughput	Results in 15 minutes after sample aspiration
Sample volume	50 μ l - 100 μ l
Quality control	2 levels QC, External electronic simulator
Display	8.9-inch color LCD display
Interface	2 x USB2.0 host, VGA, WLAN
Input supply	100-240VAC, 50/60Hz
Battery	6400mAh rechargeable
Dimensions(W*H*D)	360*203*301 mm
Weight	5.5 kg (with battery)
Operation Environment	10-31°C, RH 25-80%, 70-106.6kPa



m16
Magnetic Immunoassay System

The World's 1st GMR Magnetic Immunoassay System

m16

Magnetic Immunoassay System



About Edan

Edan is a healthcare company dedicated to improving the human condition around the world by delivering value-driven, innovative and high-quality medical products and services. For over 20 years, Edan has been pioneering a comprehensive line of medical solutions that address a broad range of healthcare practices including:

- Diagnostic ECG
- Ultrasound Imaging
- *In-Vitro* Diagnostics
- Patient Monitoring
- Point-of-Care Testing
- Veterinary
- OB/GYN

Healthcare professionals around the world depend on Edan's breakthrough medical technologies and outstanding customer support.



Global Headquarters:
 Edan Instruments, Inc. | No.15 Jinhui Rd., Jinsha Community,
 Kengzi Subdistrict, Pingshan District, Shenzhen | 518122 P.R. China
 +86.755.26898326 | www.edan.com | info@edan.com.cn

U.S. and Canada inquiries:
 EDAN Diagnostics, Inc. | 9918 Via Pasar, San Diego, CA 92126
 +1.858.750.3066 | www.edandiagnostics.com | edan-info@edandiagnostics.com

© Edan Instruments, Inc. All rights reserved. Features and specifications are subject to change without prior notice.
 No reproduction, copy or transmission may be made without written permission.
 Not all products or features are available in all countries, contact Edan for local availability.



ENG-POCT-m16-V2.8-20200101





Real POCT

- Compact design
- Battery backup for power outage
- 50ul sample volume for multi-parameter cartridge
- Flexible menu on single cartridge



Easy and Quick

- 5-mins training time
- Test report in 15 mins
- Zero maintenance
- Capable of running various sample types: whole blood, plasma, serum



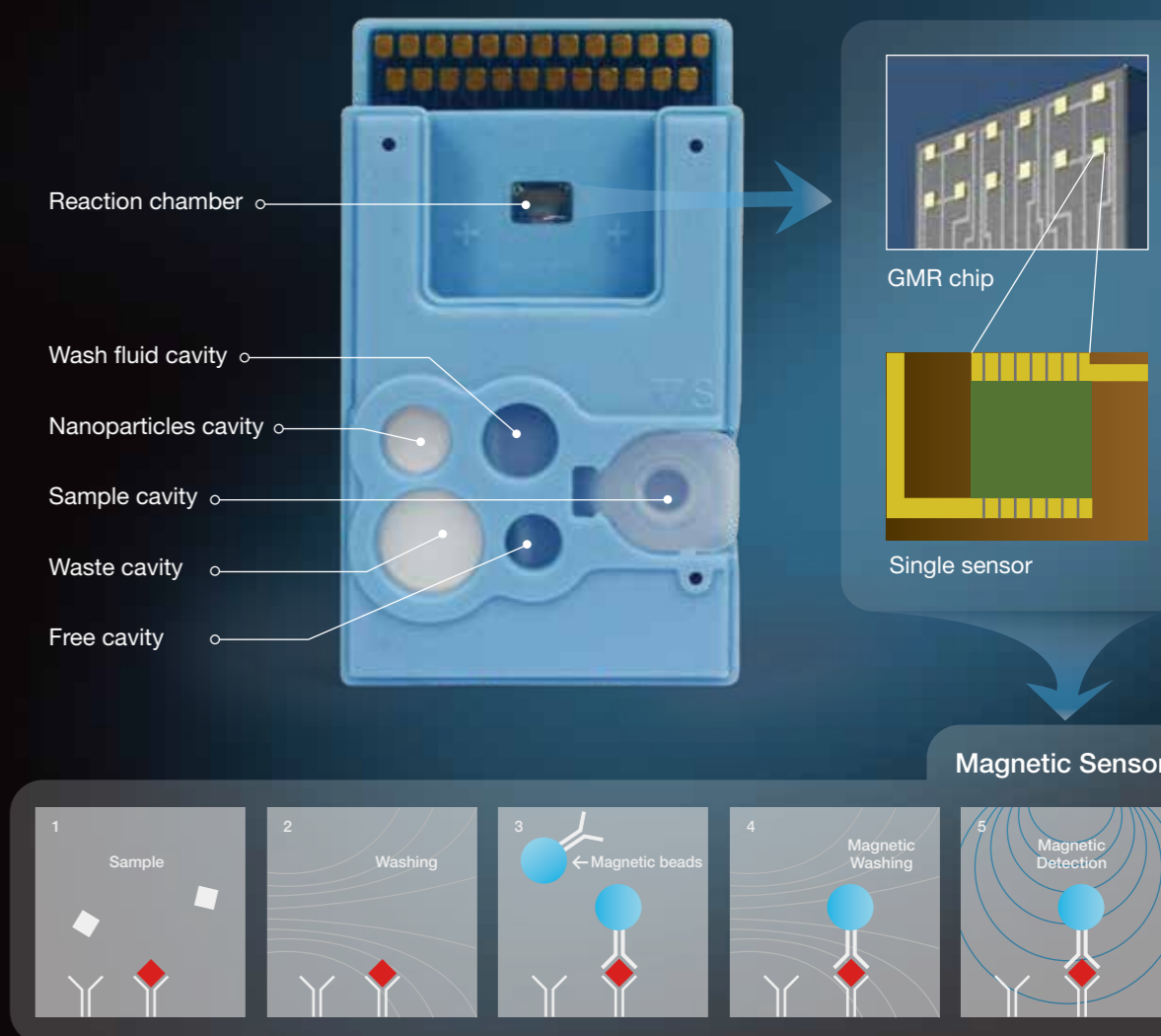

Accurate and Reliable

- Innovative micro-array sensor and micro-fluidic technology
- High sensitivity and accuracy
- Imbedded/dedicated sensor for real time calibration
- Advanced Magnetic bead-linked GMR biosensor improves precision and accuracy



Data Management Software

- User-friendly interface and optimized workflow
- Connect multiple analyzers simultaneously
- Time synchronization



m16

Where Innovation Meets Accuracy

The m16, a POCT magnetic immunoassay analyzer with advanced Magnetic bead-linked **GMR (Giant Magnetoresistance)** biosensor, can maximize and shorten the clinical laboratory's turn around period, optimize the clinical treatment's efficiency, thereby providing faster, more accurate results.

Network Connectivity

Wired (LAN) or wireless (Wi-Fi) transmission of information directly into LIS/HIS, and DMS (Data Management Software).



Excellent Performance

Giant Magnetoresistance (GMR) has been used in various biomedical fields. Compared with traditional optical detection, GMR sensors have been proven to be more sensitive and suitable for the transducers of future integrated lab-on-a-chip systems. Magnetic particles (MPs) are widely used as tags for labeling biomaterials such as proteins, DNA and cells in bioassay. Superior to fluorescence probe, MPs do not decay in the process of storage and detection, and a single MP can be detected and actuated by highly sensitive GMR sensors, as the advantage of stabilization and sensitivity.