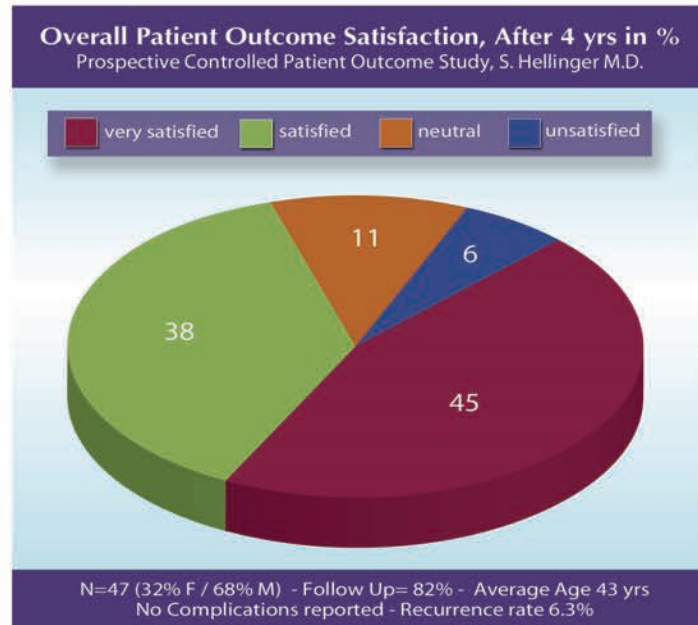




“Less Is More”[®]

With over 15 years of Trigger-Flex[®] experience and validated effectiveness and safety, the Disc-FX[®] System combines an effective and innovative approach. elliquence strives to provide intuitive and precise surgical instruments that offer reproducible results for successful patient outcomes due in part to less surgery time, less tissue damage, less scarring, less pain, less recovery time and less stress.



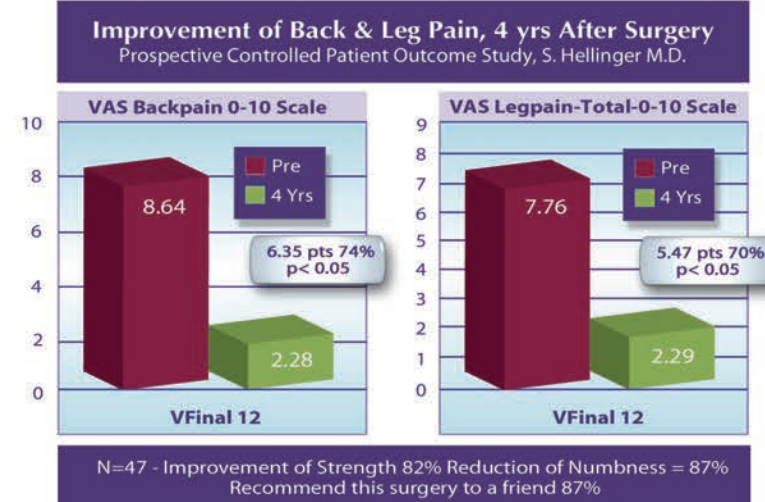
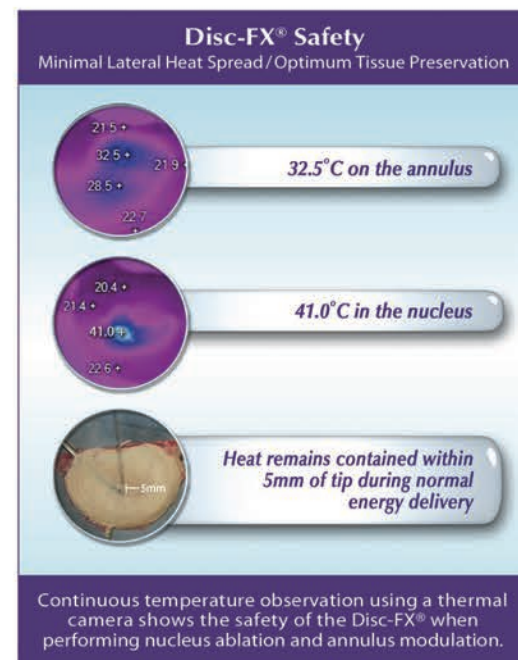
Clinical References

A Proven Approach to Minimally Invasive Discectomy

Disc-FX[®] - A New Combination Procedure for Minimally Invasive Disc Surgery - Spinal News, September 2007, Issue 4. - S. Hellinger

Disc-FX[®] - Combination of Radio High Frequency Disc Ablation, Annulus Modulation, and Manual Nucleotomy /Decompression in One Single Intervention - Wirbelsaulen-Intervention, Chapter 38, - S. Hellinger

Thermal Effect of RF on Intervertebral Discs - World Congress of Minimally Invasive Spine Surgery, May 2010 - J.A. Barreto, J.E. Ramirez



An Innovative Treatment for Discogenic Pathologies

A minimally invasive approach to safely, rapidly and effectively perform manual discectomies for contained herniations

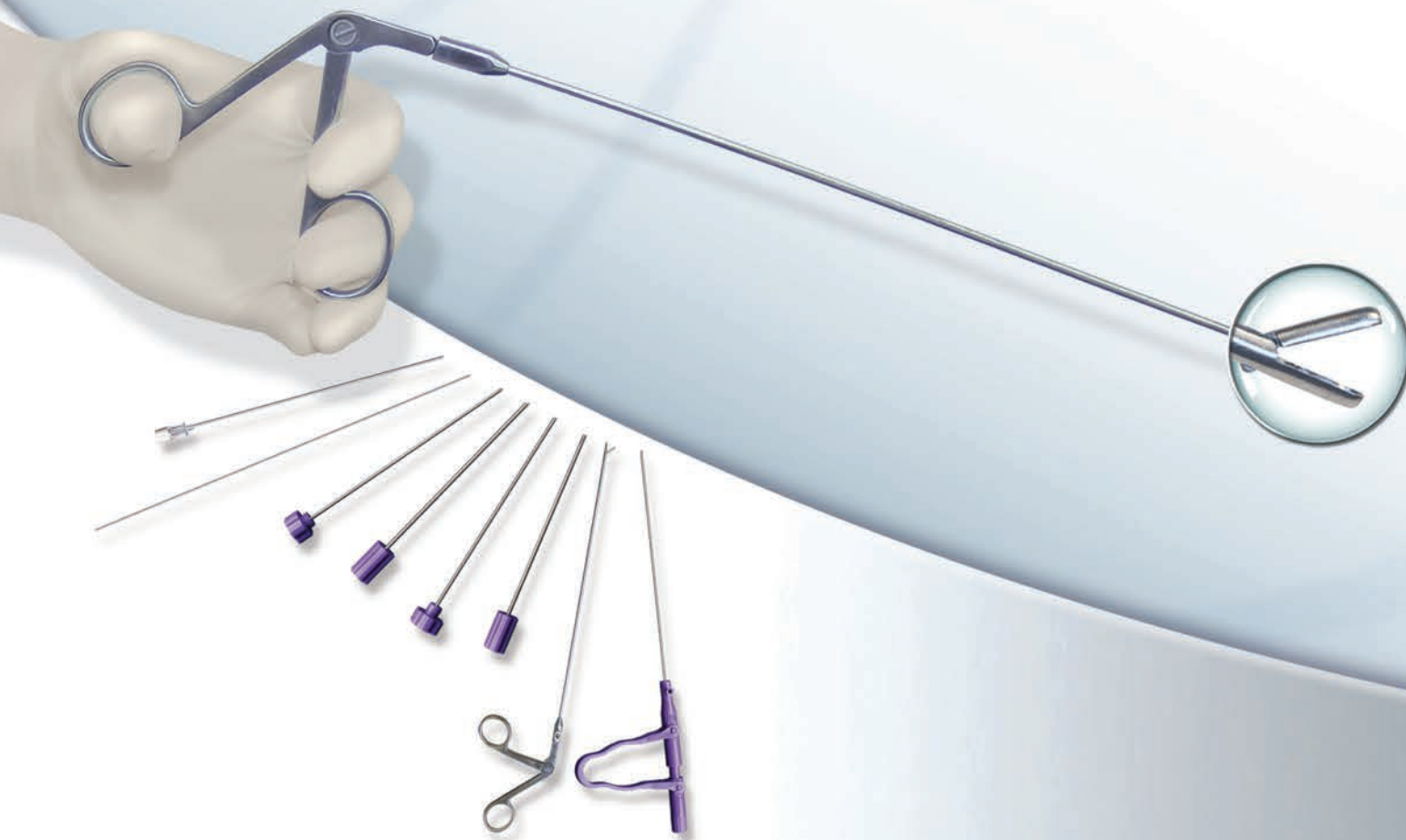




Patented
DISC-FLEX
Get Back in Motion.

Safely, Rapidly and Effectively Treat Discogenic Pathologies

- Manual excision of herniated nucleus
- Less invasive incision compared to traditional discectomy procedures
- Minimum annulotomy reduces risk of reherniation
- Multi-therapeutic options; nucleus decompression, nucleus ablation and annulus modulation



Multiple Treatment Options in 1 System

An Innovative Approach to Minimally Invasive Discectomy

1 Nucleus Decompression/Discectomy

- Grasping forceps are used to manually remove bulging nucleus material
- Nucleus material can be collected and sampled for pathology. Doctors generally remove 1-2 grams of nucleus pulposus



2 Nucleus Ablation

- Nucleus Ablation can be performed by the Trigger-Flex® device to further break down the nucleus, allowing free fragments to be removed manually via the grasping forceps



3 Annulus Modulation

- Due to the steerability of the Trigger-Flex® device, the annular wall which contains pain receptors can be treated and annular fissures can be sealed

