








POTOK INDUCT MOUNT UNITS

TO CREATE CLEAN ROOMS OR LOCAL ZONES INDUCT MOUNT UNITS ARE INTEGRATED INTO THE GAP OF THE VENTILATION CHANNEL IN THE NEAREST POSSIBLE PLACE FOR INSTALLATION (BEHIND THE SUSPENDED CEILING, IN TECHNICAL ROOMS ETC.)

№	Air decontamination unit «Potok 150-M-01»	Model, capacity, m ³ /h	Dimensions, mm	Weight, kg	Energy consumption, W	Extra Info	Union flange size, mm
7		FED180, up to 180	570x429x279	15	10	Painted steel case	D160
8		FED360, up to 360	724x574x278	23	10	Painted steel case	D200
9		FED540, up to 540	1044x750x280	41	10	Painted steel case	200x200
10		FED720, up to 720	1347x798x280	53	10	Painted steel case	200x200




POTOK INDUCT MOUNT UNITS

TO CREATE CLEAN ROOMS OR LOCAL ZONES INDUCT MOUNT UNITS ARE INTEGRATED INTO THE GAP OF THE VENTILATION CHANNEL IN THE NEAREST POSSIBLE PLACE FOR INSTALLATION (BEHIND THE SUSPENDED CEILING, IN TECHNICAL ROOMS ETC.)

№	Air decontamination unit «Potok 150-M-01»	Model, capacity, m ³ /h	Dimensions, mm	Weight, kg	Energy consumption, W	Extra Info	Union flange size, mm
11		FED900, up to 900	1636x810x280	65	10	Painted steel case	300x200
12		FED1000, up to 1000	1650x900x280	65	10	Painted steel case	300x200
13		FED1000SS, up to 1000	1650x900x280	70	10	Stainless steel case	300x200

POTOK INDUCT MOUNT UNITS

TO CREATE CLEAN ROOMS OR LOCAL ZONES INDUCT MOUNT UNITS ARE INTEGRATED INTO THE GAP OF THE VENTILATION CHANNEL IN THE NEAREST POSSIBLE PLACE FOR INSTALLATION (BEHIND THE SUSPENDED CEILING, IN TECHNICAL ROOMS ETC.)

№	Air decontamination unit «Potok 150-M-01»	Model, capacity, m ³ /h	Dimensions, mm	Weight, kg	Energy consumption, W	Extra Info	Union flange size, mm
14		FED1800, up to 1800	1220x650x600	101	20	Painted steel case	500x250
15		FED3600, up to 3600	2350x650x820	200	40	Painted steel case	500x400
16		FED6500, up to 6500	2350x965x820	280	60	Painted steel case	700x400