

LASER SMART^M

PROCTOLOGY

...BE SMART... START AND FEEL THE DIFFERENCE!



ALL - IN - ONE



HANDY GRIP



PROFESSIONAL FIBERS

HOW LASOTRONIX SMART[™] IS A DEVICE UNLIKE ANY OTHER:

1. LASOTRONIX gives 3 option of lasers:

- A 980nm with 15W or 30W:** for most versatile treatment modalities (among others hemorrhoids and contact surgery)
- B 1470nm with 15W:** for most safe operation (among others hemorrhoids and fistulas)
- C 635nm with 0,5W:** for surgery supporting (brilliant healing and regeneration effects)



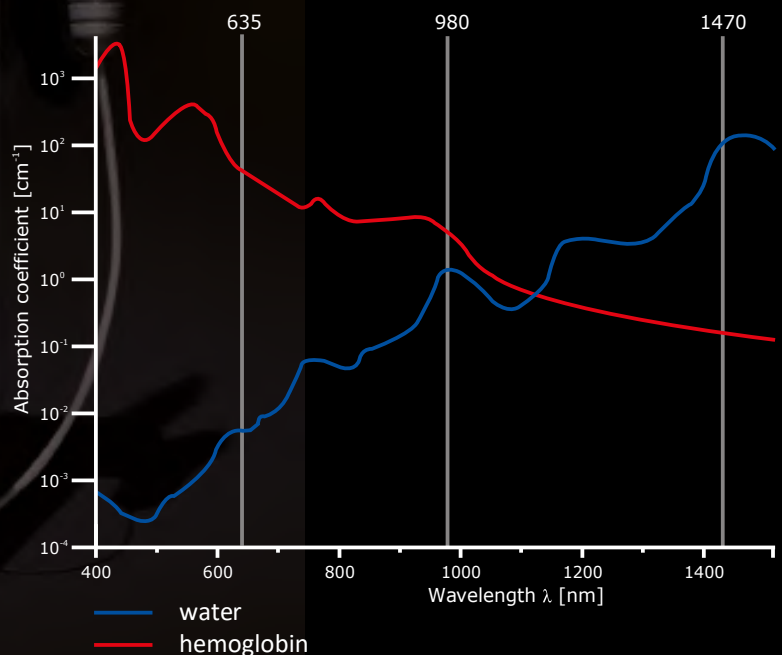
TOUCH SCREEN INTERFACE

2. Lightest diode laser – unlike other 8-12 kg devices in the market, SMART[™] weighs just 2.5kg. So it is portable – you can carry it along for all your hospital visits, anywhere.

3. Lowest operating cost – cost to run machine is very low.

4. Excellent portable packaging – this small yet powerful device comes in a convenient and safe carrying case including foot switch and all supporting accessories.

5. Comfortable workstation – laser is designed to be easily connected with any type of monitor arms. Besides it can be mounted on optional workstation keeping all surgical laser accessories and main unit in one place, enabling movements from one to another operation theatre without any hassle.



ACCESSORIES



Conical emission disposable optical fiber, luer lock connector for proctology handpiece 400µm or 600µm



Proctology handpiece



Disposable cannulas



Disposable or reusable bare fiber, SMA905 connector/open-ended, 400µm or 600µm fiber core



Universal surgical handpiece



Reusable cannulas



Radial emission disposable optical fiber, SMA905 connector, 400µm or 600µm fiber core



SMART^{key} – USB key, database, manual and safety key in one



Safety glasses for the doctor, patient and attendant



Footswitch



Complete set:
laser and its accessories



Comfortable workstation

TECHNICAL SPECIFICATION

WHY TO CHOOSE LASER SMART^{MI}

- Over twenty five years of experience in laser technology
- Freedom to choose from 3 optimal wavelengths (SMART^{MI} 635nm, SMART^{MI} 980nm SMART^{MI} 1470nm)
- Specially designed fibers (bare, conical, radial), handpieces & cannulas for dedicated indication/application
- Wide range of marketing/supporting material, clinical articles/papers and clinical training support
- Versatile, compact in size, light in weight & appreciated design with 7 inch touch screen user interface
- User friendly prestored protocols for each application with option of future upgrades
- Economical in use for users
- Low maintenance cost, highly reliable diodes
- Flexibility of development other customized parameters and OEM products

BENEFITS OF USING LASOTRONIX LASERS:

Any surgical patient - if given an option without an inch of doubt, would opt for a treatment that is:

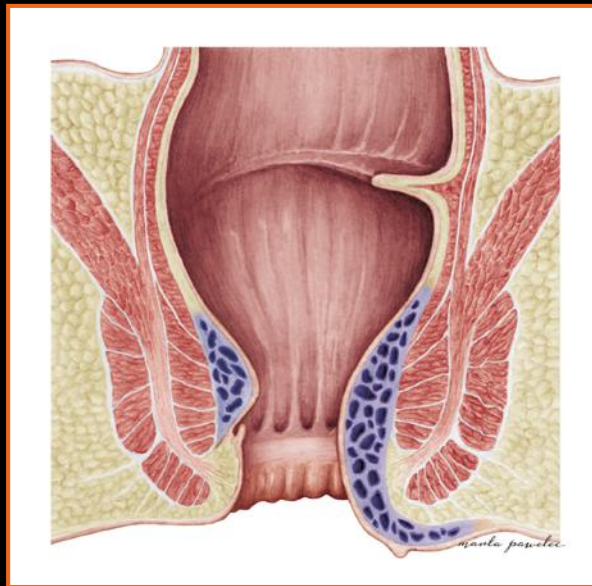
- Less Invasive
- Less painful
- Doesn't require hospital stay
- Less bleeding
- Less trauma
- Heals faster
- Doesn't cause any unsightly injuries and scars
- Can be treated in an ambulatory condition with just local anaesthesia
- Last for not more than an hour

SMART ^{MI} CONFIGURATION	APPLICATIONS		
	PROCTOLOGY	MICROSURGERY	BIOMODULATION
980nm	✓	✓ ✓ ✓	
980nm + 635nm	✓	✓ ✓ ✓	✓ ✓ ✓
1470nm	✓ ✓	✓	
1470nm + 635nm	✓ ✓	✓	✓ ✓ ✓
1470nm + 980nm	✓ ✓ ✓	✓ ✓ ✓	
1470nm + 980nm + 635nm	✓ ✓ ✓	✓ ✓ ✓	✓ ✓ ✓

✓ Standard

✓ ✓ Gold

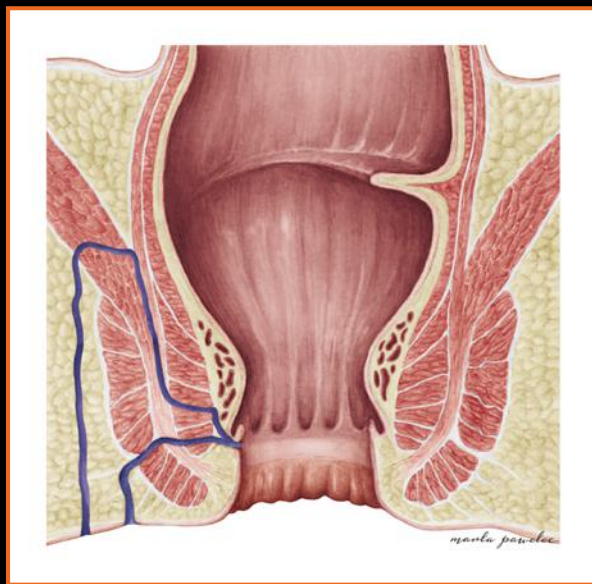
✓ ✓ ✓ Platinum



HEMORRHOIDS

Under LA/GA, laser energy is delivered by conical fiber directly to hemorrhoidal nodes and they will obliterate from inside and this will help to preserve mucosa and sphincter structure to an extremely high precision. Laser energy is used to close off the blood supply nourishing the abnormal growth. The laser energy induces destruction of the venous epithelium and simultaneous obliteration of the hemorrhoidal pile by a shrinkage effect.

Advantage of using laser compare to conventional surgery, fibrotic reconstruction generates new connective tissue, which ensures that the mucosa adheres to the underlying tissue. This also prevents the occurrence or recurrence of prolapsed hemorrhoids. The laser procedure can be executed in only a few minutes.



FISTULAS

Under LA/GA, laser energy is delivered, via radial fiber, into the anal fistula tract and is used to ablate thermally and close off the abnormal pathway. The laser energy induces destruction of the fistula epithelium and simultaneous obliteration of the remaining fistula tract by a shrinkage effect. The epithelialized tissue is being destroyed in a controlled way and the fistula tract collapses to a very high degree. This also supports and accelerates the healing process.

Advantage of using diode laser using radial fibre compare to conventional surgery is, it gives a good control to operator, also allows to use in convoluted tract, no excision or splitting independent on the length of the tract. This laser procedure can be executed in only a few minutes.

OTHER COLORECTAL APPLICATIONS:

- polyps removal
- skin tags
- condyloma
- rectal prolapse
- fissures
- pilonidal sinus, etc.



LASOTRONIX, Elektroniczna 2A Street, 05-500 Piaseczno, POLAND, Phone: +48 22 736 34 34, www.lasotronix.com

www.akademia.laserowa.pl

LX04-MS-EN-04-2021