



2019-nCoV Neutralizing Antibody Test Kit

Fluorescence Immunochromatography
(Serum/plasma)

- **Rapid Test: Just for 15 Minutes**
- **Accurate Result: Fluorescence immunoassay, high sensitivity**
- **Convenient operation with smart POCT analyzers**
- **Rate immune system protection immediately**

Add: 3rd floor, Xinhualian science and technology building, No.5 Jiachuang Road, Tongzhou District, Beijing, China

Tel: (8610) 69502385 Fax: (8610) 69507615 Whatsapp/Mob: +86 18242749295

Web: www.diagreat.com

Email: jax.chang@diagreat.com



Application

- ◆ By testing neutralizing antibody titer after COVID-19 Vaccination, it will be able to figure out the vaccine efficiency.



Product Information

Product Name	Methodology	Size	Storage and Validity	Specimen
2019-nCoV Neutralizing Antibody Determination Kit	Fluorescence immunoassay	25 Tests/box	Stored at 2-30°C within 18 months	Clinical fresh human serum, recommended EDTA anticoagulant plasma

POCT analyzers for 2019-nCoV




D20: Multiple-channel Type

Size: 47*32*31.5cm

weight: 16KG

12 channels, multitasking



D60: Full-automatic Type

Size: 84*62*58cm

weight: 75KG

Full-automatic, 90T/H



D10: Single-channel Type

Size: 26.5*23*14cm

weight: 2KG

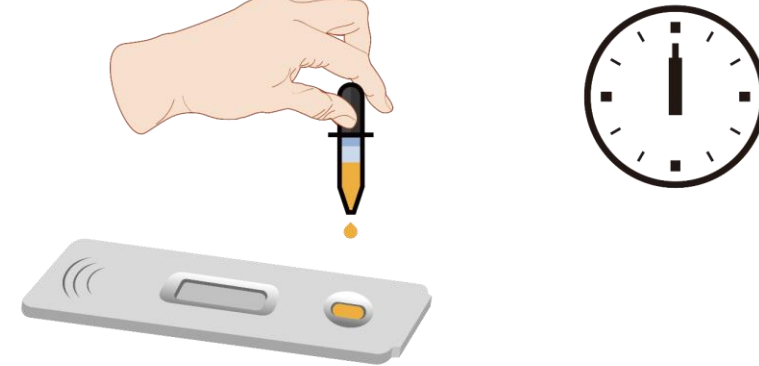
Easy Operation

1.




Take 100 μ l sample to buffer and mix 5-10s

2.



Add 80 μ l mixed sample to strip

3.



Incubation time: 15 mins

4.



Put strip into analyzer to test

THANKS

Add: 3rd floor, Xinhualian science and technology building, No.5

Jiachuang Road, Tongzhou District, Beijing, China

Tel: (8610) 69502385 Fax: (8610) 69507615

Whatsapp/Mob: +86-18242749295 (Jax)

Web: www.diagreat.com

Email: jax.chaang@diagreat.com